



TTI  
SUCCESS  
INSIGHTS®

**Talent Insights®**  
Management-Staff

**Steven Sample**  
Financial Advisor  
ABC Bank  
5-25-2016



## Introduction Where Opportunity Meets Talent®

The TTI Success Insights® Talent Insights Report was designed to increase the understanding of an individual's talents. The report provides insight to three distinct areas: behaviors, driving forces and the integration of these. Understanding strengths and weaknesses in these areas will lead to personal and professional development and a higher level of satisfaction.

**The following is an in-depth look at your personal talents in the three main sections:**

### Behaviors

This section of the report is designed to help you attain a greater knowledge of yourself as well as others. The ability to interact effectively with people may be the difference between success and failure in your work and personal life. Effective interaction starts with an accurate perception of oneself.

### Driving Forces

This section of the report provides information on the why of your actions, which with application and coaching, can tremendously impact your valuing of life. Once you know the motivations that drive your actions, you will immediately be able to understand the causes of conflict.

### Integrating Behaviors And Driving Forces

This section of the report will help you blend the how and the why of your actions. Once you can understand how your behaviors and driving forces blend together, your performance will be enhanced and you will experience an increase in satisfaction.



## Introduction Behaviors Section

**Behavioral research suggests that the most effective people are those who understand themselves, both their strengths and weaknesses, so they can develop strategies to meet the demands of their environment.**

A person's behavior is a necessary and integral part of who they are. In other words, much of our behavior comes from "nature" (inherent), and much comes from "nurture" (our upbringing). It is the universal language of "how we act," or our observable human behavior.

**In this report we are measuring four dimensions of normal behavior. They are:**

- How you respond to problems and challenges.
- How you influence others to your point of view.
- How you respond to the pace of the environment.
- How you respond to rules and procedures set by others.

This report analyzes behavioral style; that is, a person's manner of doing things. Is the report 100% true? Yes, no and maybe. We are only measuring behavior. We only report statements from areas of behavior in which tendencies are shown. To improve accuracy, feel free to make notes or edit the report regarding any statement from the report that may or may not apply, but only after checking with friends or colleagues to see if they agree.

*"All people exhibit all four behavioral factors in varying degrees of intensity."  
—W.M. Marston*















# Communication Tips

*This section provides suggestions on methods which will improve Steven's communications with others. The tips include a brief description of typical people with whom he may interact. By adapting to the communication style desired by other people, Steven will become more effective in his communications with them. He may have to practice some flexibility in varying his communication style with others who may be different from himself. This flexibility and the ability to interpret the needs of others is the mark of a superior communicator.*

## **When communicating with a person who is dependent, neat, conservative, perfectionist, careful and compliant:**

- Prepare your "case" in advance.
- Stick to business.
- Be accurate and realistic.

### **Factors that will create tension or dissatisfaction:**

- Being giddy, casual, informal, loud.
- Pushing too hard or being unrealistic with deadlines.
- Being disorganized or messy.

## **When communicating with a person who is ambitious, forceful, decisive, strong-willed, independent and goal-oriented:**

- Be clear, specific, brief and to the point.
- Stick to business.
- Be prepared with support material in a well-organized "package."

### **Factors that will create tension or dissatisfaction:**

- Talking about things that are not relevant to the issue.
- Leaving loopholes or cloudy issues.
- Appearing disorganized.

## **When communicating with a person who is patient, predictable, reliable, steady, relaxed and modest:**

- Begin with a personal comment--break the ice.
- Present your case softly, nonthreateningly.
- Ask "how?" questions to draw their opinions.

### **Factors that will create tension or dissatisfaction:**

- Rushing headlong into business.
- Being domineering or demanding.
- Forcing them to respond quickly to your objectives.

## **When communicating with a person who is magnetic, enthusiastic, friendly, demonstrative and political:**

- Provide a warm and friendly environment.
- Don't deal with a lot of details (put them in writing).
- Ask "feeling" questions to draw their opinions or comments.

### **Factors that will create tension or dissatisfaction:**

- Being curt, cold or tight-lipped.
- Controlling the conversation.
- Driving on facts and figures, alternatives, abstractions.







# Descriptors

Based on Steven's responses, the report has marked those words that describe his personal behavior. They describe how he solves problems and meets challenges, influences people, responds to the pace of the environment and how he responds to rules and procedures set by others.

Driving	Inspiring	Relaxed	Cautious
Ambitious	Magnetic	Passive	Careful
Pioneering	Enthusiastic	Patient	Exacting
Strong-Willed	Persuasive	Possessive	Systematic
Determined	Convincing	Predictable	Accurate
Competitive	Poised	Consistent	Open-Minded
Decisive	Optimistic	Steady	Balanced Judgment
Venturesome	Trusting	Stable	Diplomatic
<b>Dominance</b>	<b>Influencing</b>	<b>Steadiness</b>	<b>Compliance</b>
Calculating	Reflective	Mobile	Firm
Cooperative	Factual	Active	Independent
Hesitant	Calculating	Restless	Self-Willed
Cautious	Skeptical	Impatient	Obstinate
Agreeable	Logical	Pressure-Oriented	Unsystematic
Modest	Suspicious	Eager	Uninhibited
Peaceful	Matter-of-Fact	Flexible	Arbitrary
Unobtrusive	Incisive	Impulsive	Unbending



















# Behavioral Hierarchy

The Behavioral Hierarchy graph will display a ranking of your natural behavioral style within a total of twelve (12) areas commonly encountered in the workplace. It will help you understand in which of these areas you will naturally be most effective.

**1. Urgency** - Decisiveness, quick response and fast action.

0 10 20 30 40 50 60 70 80 90 100



43\*

80

**2. Organized Workplace** - Systems and procedures followed for success.

0 10 20 30 40 50 60 70 80 90 100



52\*

80

**3. Analysis of Data** - Information is maintained accurately for repeated examination as required.

0 10 20 30 40 50 60 70 80 90 100




55\*

80

**4. Competitiveness** - Tenacity, boldness, assertiveness and a "will to win" in all situations.

0 10 20 30 40 50 60 70 80 90 100




47\*

80

**5. Follow Up and Follow Through** - A need to be thorough.

0 10 20 30 40 50 60 70 80 90 100



63\*

70

**6. Following Policy** - Complying with the policy or if no policy, complying with the way it has been done.

0 10 20 30 40 50 60 70 80 90 100



69\*

68

**7. Consistency** - The ability to do the job the same way.

0 10 20 30 40 50 60 70 80 90 100



65\*

60




---

---

---

---

---

---

---

---

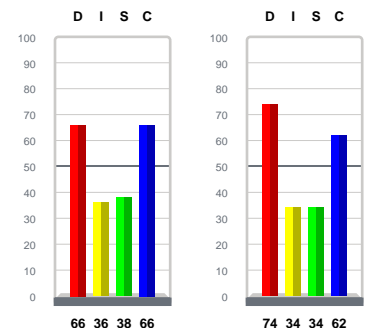
---

---

---

---

Adapted Style      Natural Style

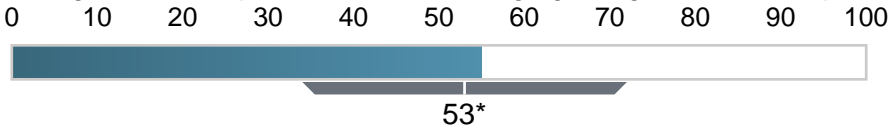


\* 68% of the population falls within the shaded area.



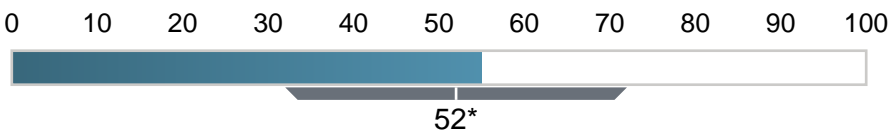
# Behavioral Hierarchy

**8. Versatility** - Bringing together a multitude of talents and a willingness to adapt the talents to changing assignments as required.



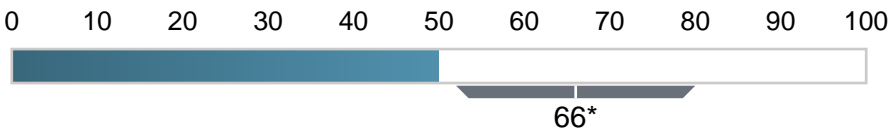
55

**9. Frequent Change** - Moving easily from task to task or being asked to leave several tasks unfinished and easily move on to the new task with little or no notice.



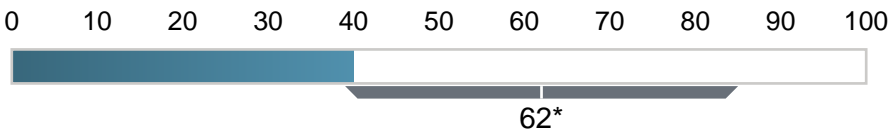
55

**10. Customer Relations** - A desire to convey your sincere interest in them.




50

**11. Frequent Interaction with Others** - Dealing with multiple interruptions on a continual basis, always maintaining a friendly interface with others.



40

**12. People Oriented** - Spending a high percentage of time successfully working with a wide range of people from diverse backgrounds to achieve "win-win" outcomes.

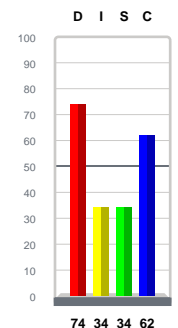
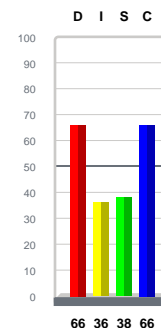


40



Adapted Style

Natural Style



SIA: 66-36-38-66 (08) SIN: 74-34-34-62 (09)

\* 68% of the population falls within the shaded area.

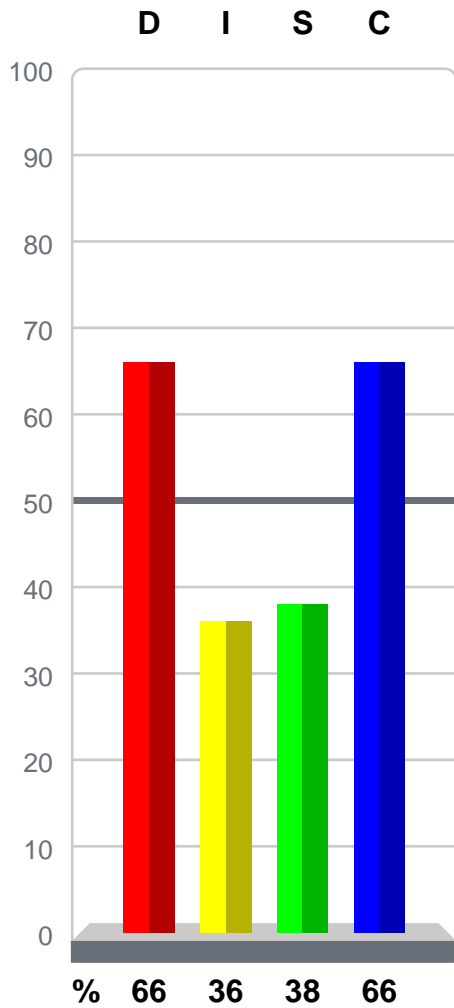


# Style Insights® Graphs

5-25-2016

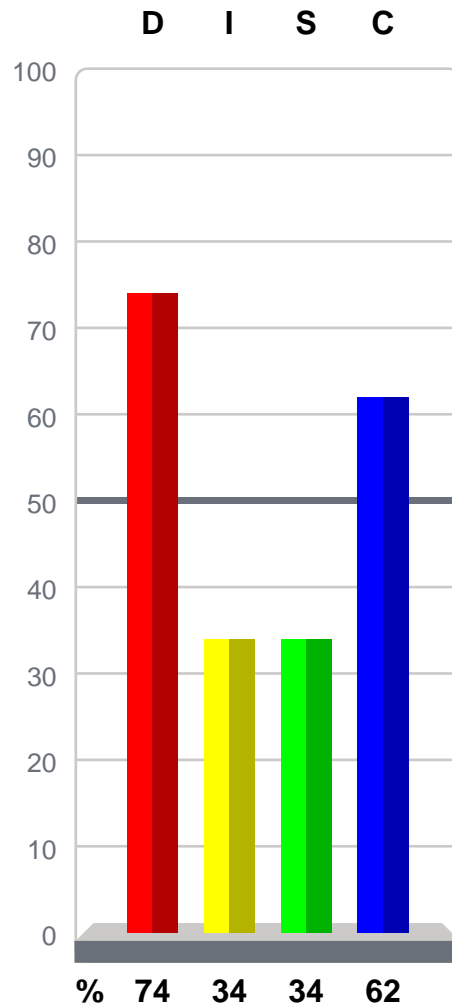
Adapted Style

Graph I



Natural Style

Graph II



Norm 2015 R4



## The Success Insights® Wheel

The Success Insights® Wheel is a powerful tool popularized in Europe. In addition to the text you have received about your behavioral style, the Wheel adds a visual representation that allows you to:

- View your natural behavioral style (circle).
- View your adapted behavioral style (star).
- Note the degree you are adapting your behavior.
- If you filled out the Work Environment Analysis, view the relationship of your behavior to your job.

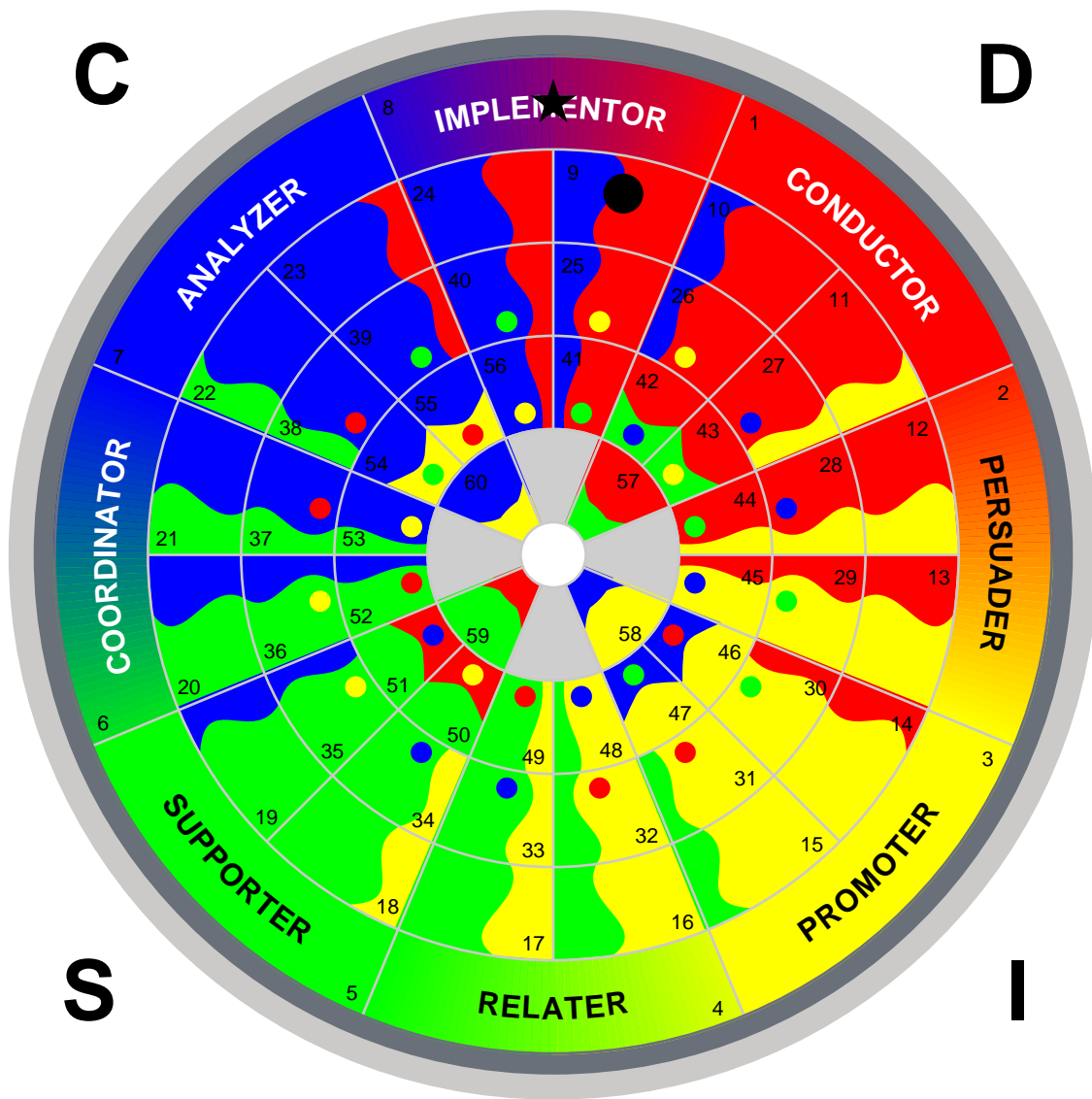
Notice on the next page that your Natural style (circle) and your Adapted style (star) are plotted on the Wheel. If they are plotted in different boxes, then you are adapting your behavior. The further the two plotting points are from each other, the more you are adapting your behavior.

If you are part of a group or team who also took the behavioral assessment, it would be advantageous to get together, using each person's Wheel, and make a master Wheel that contains each person's Natural and Adapted style. This allows you to quickly see where conflict can occur. You will also be able to identify where communication, understanding and appreciation can be increased.



# The Success Insights® Wheel

5-25-2016



Adapted: ★ (8) IMPLEMENTOR  
 Natural: ● (9) CONDUCTING IMPLEMENTOR

Norm 2015 R4





# Understanding Your Driving Forces

Eduard Spranger first defined six primary types or categories to define human motivation and drive. These six types are Theoretical, Utilitarian, Aesthetic, Social, Individualistic and Traditional.

With TTISI's additional insights into Spranger's original work, the 12 Driving Forces™ came to life. The 12 Driving Forces are established by looking at each motivator on a continuum and describing both ends. All of the twelve descriptors are based on six keywords, one for each continuum. The six keywords are Knowledge, Utility, Surroundings, Others, Power and Methodologies.

You will learn how to explain, clarify and amplify some of the driving forces in your life. This report will empower you to build on your unique strengths, which you bring to work and life. You will learn how your passions from 12 Driving Forces frame your perspectives and provide the most accurate understanding of you as a unique person.

Please pay careful attention to your top four driving forces, as they highlight what most powerfully moves you to action. As you examine the next tier of four driving forces, you'll recognize they may have strong pull for you, but only in certain situations. Finally, when reviewing the bottom four driving forces, you will identify your varying levels of indifference or total avoidance.

Once you have reviewed this report you will have a better grasp of one of the key areas in the Science of Self™ and will:

- Identify and understand your unique Driving Forces
- Understand and appreciate the Driving Forces of others
- Establish methods to recognize and understand how your Driving Forces interact with others to improve communication



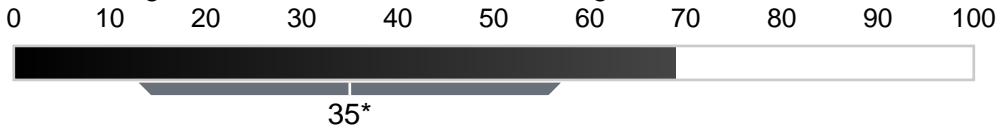




# Primary Driving Forces Cluster

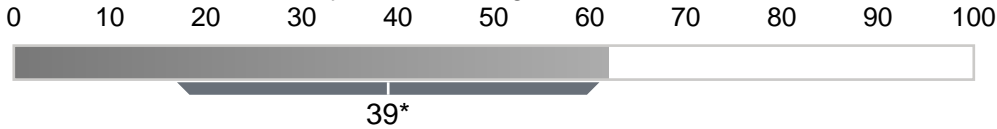
Your top driving forces create a cluster of drivers that move you to action. If you focus on the cluster rather than a single driver you can create combinations of factors that are very specific to you. The closer the scores are to each other the more you can pull from each driver. Think about the driver that you can relate to most and then see how your other primary drivers can support or complement to create your unique driving force.

**1. Collaborative** - People who are driven by being in a supporting role and contributing with little need for individual recognition.



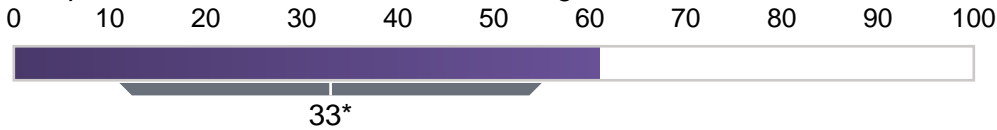
69

**2. Structured** - People who are driven by traditional approaches, proven methods and a defined system for living.



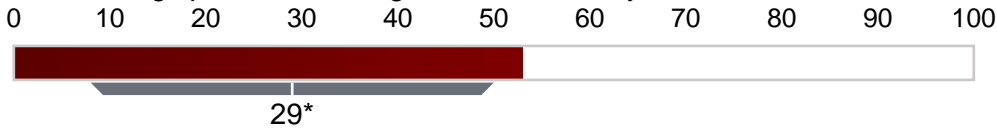
62

**3. Harmonious** - People who are driven by the experience, subjective viewpoints and balance in their surroundings.



61

**4. Instinctive** - People who are driven by utilizing past experiences, intuition and seeking specific knowledge when necessary.



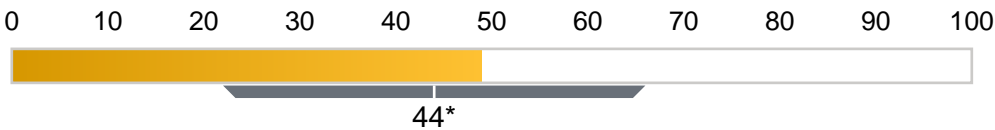
53



# Situational Driving Forces Cluster

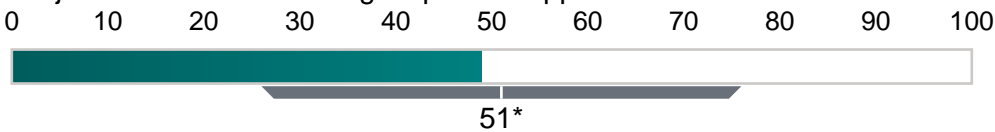
Your middle driving forces create a cluster of drivers that come in to play on a situational basis. While not as significant as your primary drivers, they can influence your actions in certain scenarios.

**5. Resourceful** - People who are driven by practical results, maximizing both efficiency and returns for their investments of time, talent, energy and resources.



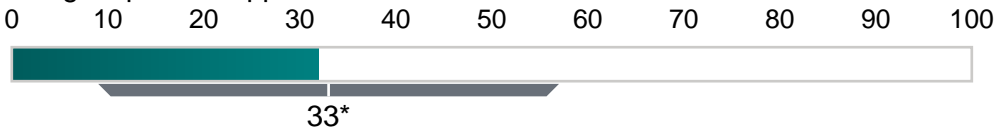
49

**6. Intentional** - People who are driven to assist others for a specific purpose, not just for the sake of being helpful or supportive.



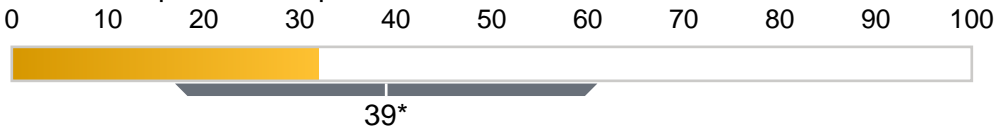
49

**7. Altruistic** - People who are driven to assist others for the satisfaction of being helpful or supportive.



32

**8. Selfless** - People who are driven by completing tasks for the greater good, with little expectation of personal return.



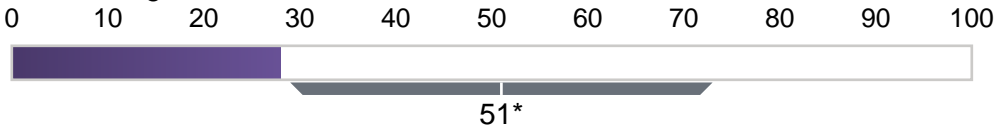
32



# Indifferent Driving Forces Cluster

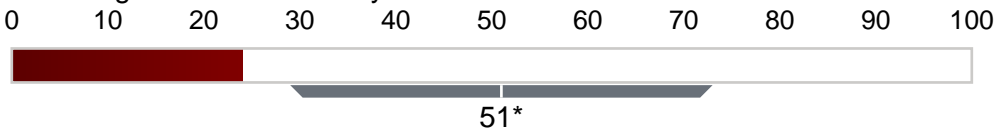
You may feel indifferent toward some or all of the drivers in this cluster. However, the remaining factors may cause an adverse reaction when interacting with people who have one or more of these as a primary driving force.

**9. Objective** - People who are driven by the functionality and objectivity of their surroundings.



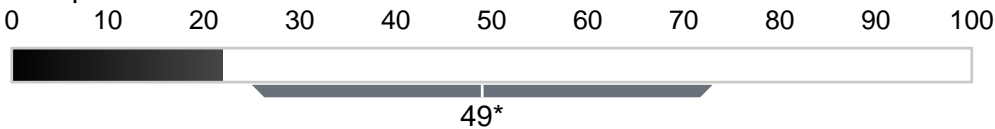
28

**10. Intellectual** - People who are driven by opportunities to learn, acquire knowledge and the discovery of truth.



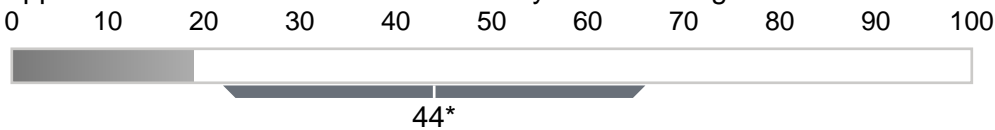
24

**11. Commanding** - People who are driven by status, recognition and control over personal freedom.



22

**12. Receptive** - People who are driven by new ideas, methods and opportunities that fall outside a defined system for living.



19

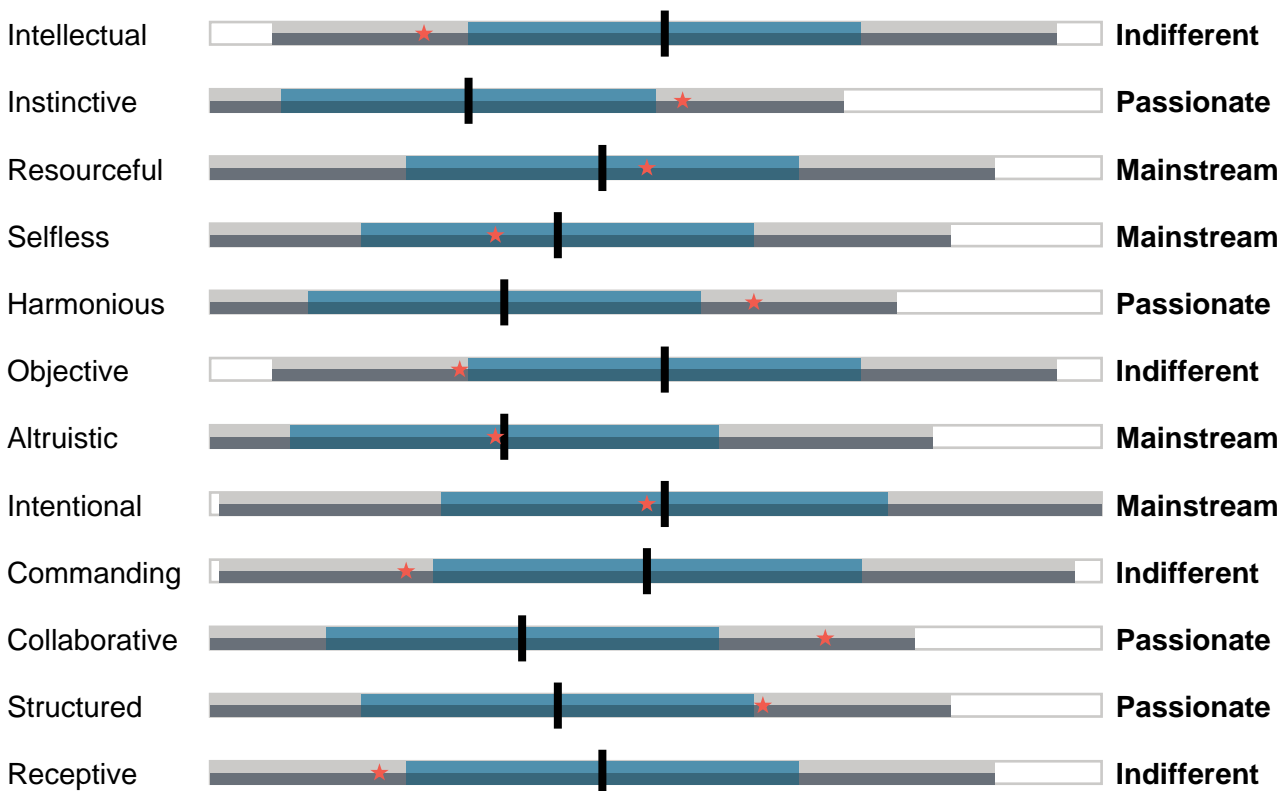


# Areas for Awareness

For years you have heard statements like, "Different strokes for different folks," "to each his own," and "people do things for their own reasons, not yours." When you are surrounded by people who share similar driving forces, you will fit in with the group and be energized. However, when surrounded by people whose driving forces are significantly different from yours, you may be perceived as out of the mainstream. These differences can induce stress or conflict.

This section reveals areas where your driving forces may be outside the mainstream and could lead to conflict. The further above the mean and outside the mainstream you are, the more people will notice your passion about that driving force. The further below the mean and outside the mainstream you are, the more people will notice your avoidance or indifference regarding that driving force. The shaded area for each driving force represents 68 percent of the population or scores that fall within one standard deviation above or below the national mean.

## Norms & Comparisons Table - Norm 2015

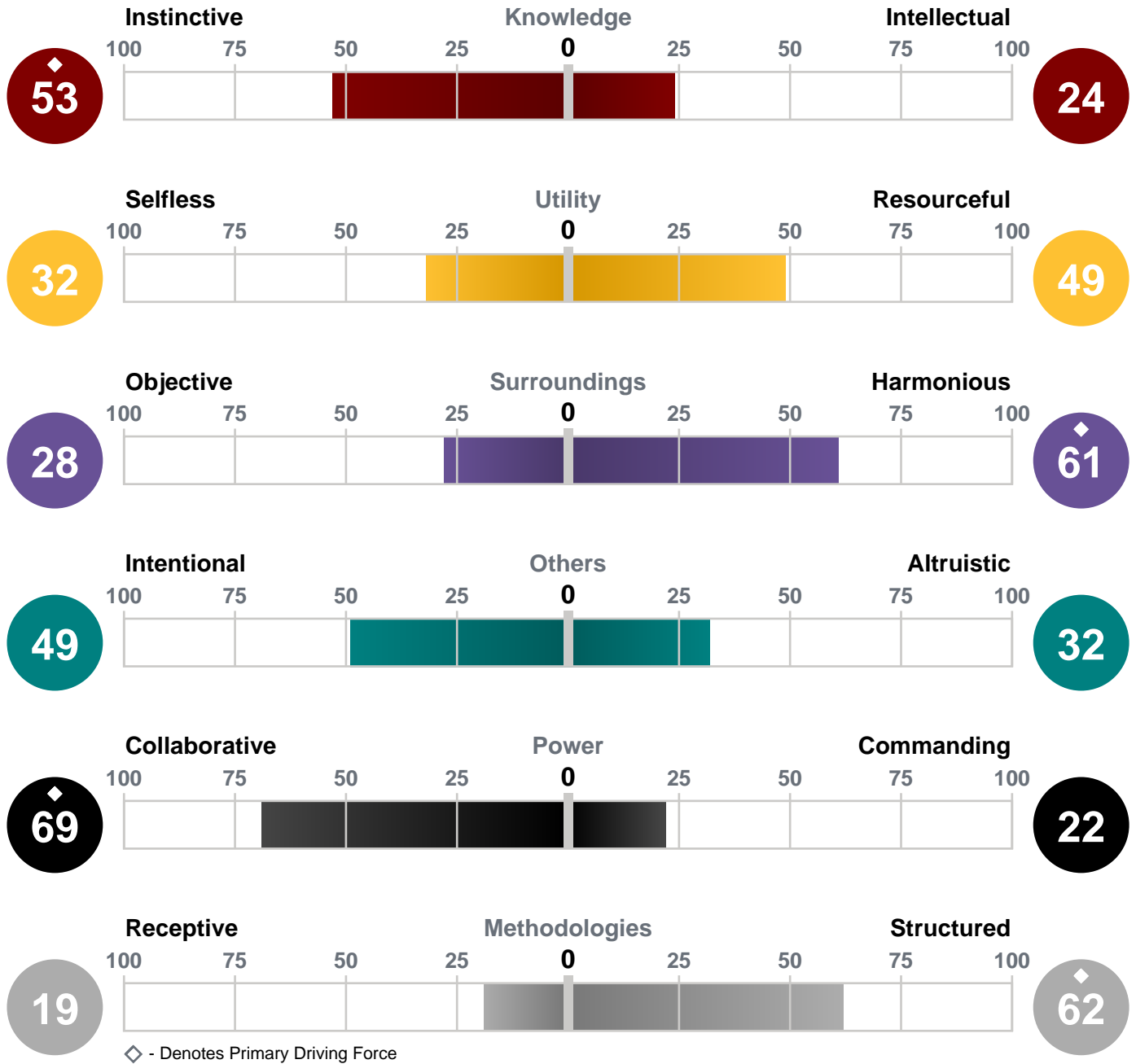


- 1st Standard Deviation - \* 68% of the population falls within the shaded area. 
  - national mean 
  - your score  
 - 2nd Standard Deviation  
 - 3rd Standard Deviation

**Mainstream** - one standard deviation of the national mean  
**Passionate** - two standard deviations above the national mean  
**Indifferent** - two standard deviations below the national mean  
**Extreme** - three standard deviations from the national mean



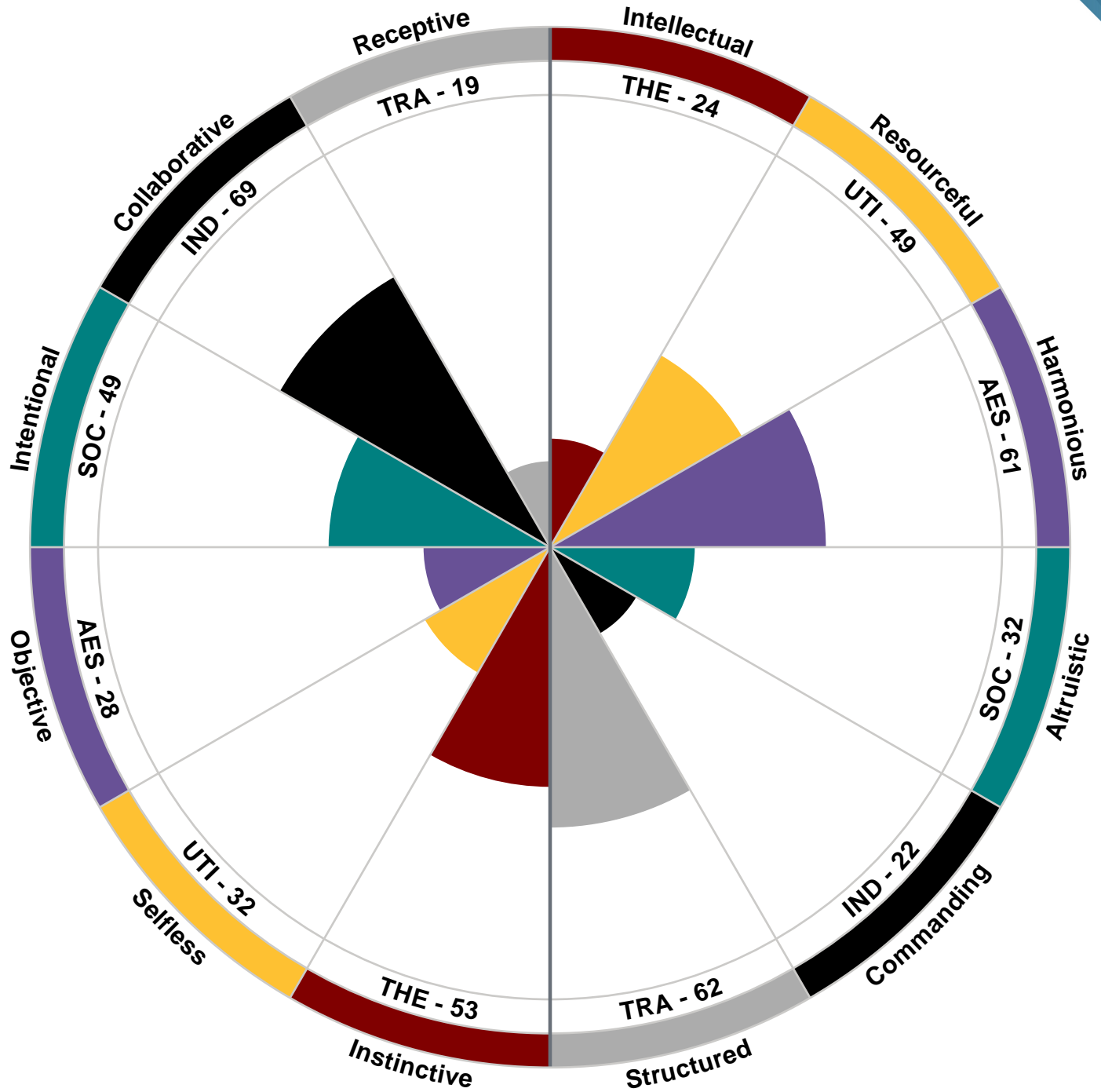
# Driving Forces Graph





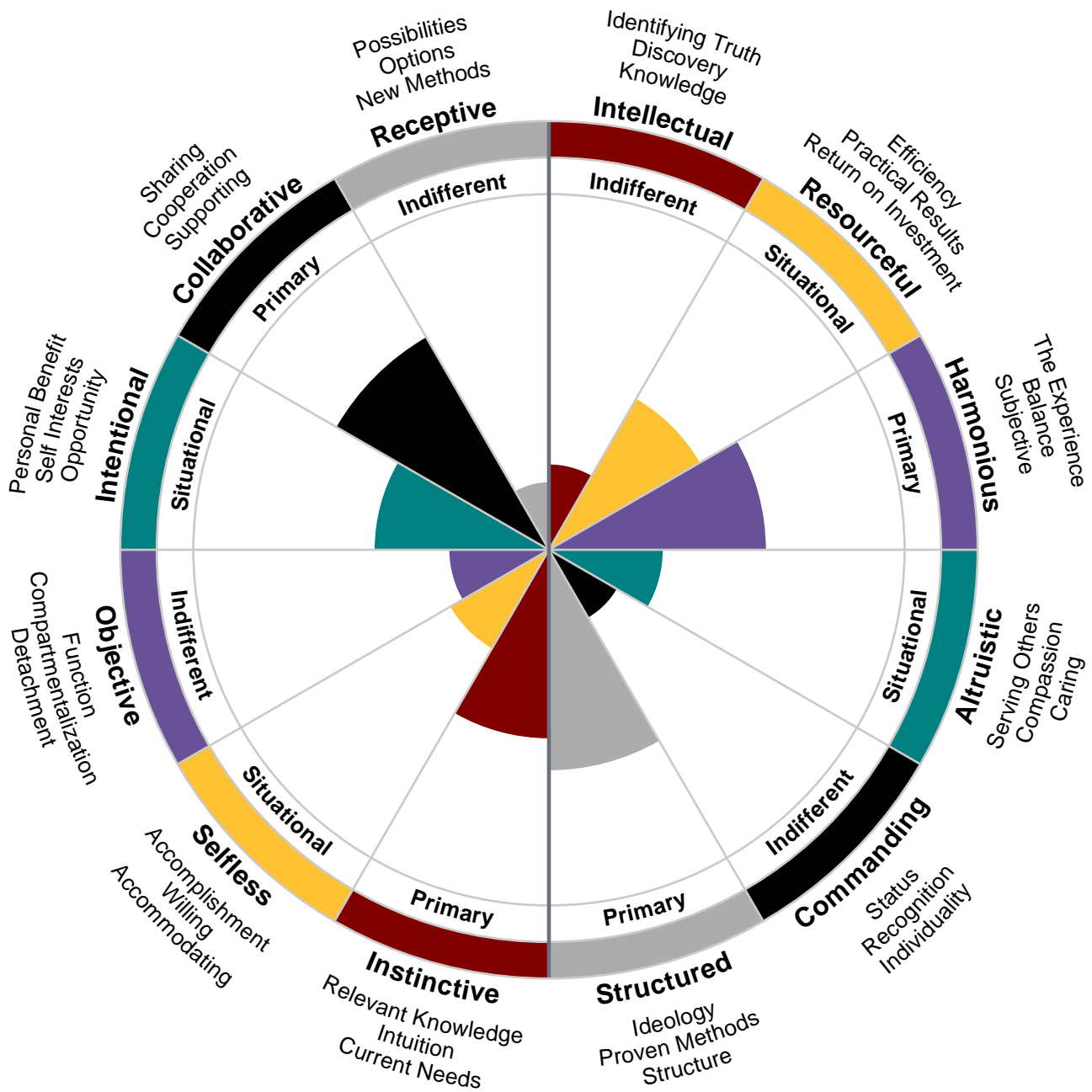


# Driving Forces Wheel





# Descriptors Wheel





## Introduction Integrating Behaviors and Driving Forces Section

The ultimate power behind increasing job satisfaction and performance comes from the blending of your behaviors and driving forces. Each individually is powerful in order to modify your actions, but the synergy of blending the two moves you to a whole new level.

### In this section you will find:

- Potential Behavioral and Motivational Strengths
- Potential Behavioral and Motivational Conflict
- Ideal Environment
- Keys to Motivating
- Keys to Managing















# Action Plan

## Professional Development

1. I learned the following behaviors contribute positively to increasing my professional effectiveness: (list 1-3)

---

---

---

2. My report uncovered the following behaviors I need to modify or adjust to make me more effective in my career: (list 1-3)

---

---

---

3. When I make changes to these behaviors, they will have the following impact on my career:

---

---

---

4. I will make the following changes to my behavior, and I will implement them by \_\_\_\_\_:

---

---

---



# Action Plan

## Personal Development

1. When reviewing my report for personal development, I learned the following key behaviors contribute to reaching my goals and the quality of life I desire: (list 1-3)

---

---

---

2. The following behaviors were revealed, which show room for improvement to enhance the quality of my life: (list 1-3)

---

---

---

3. When I make changes to these behaviors, I will experience the following benefits in my quality of life:

---

---

---

4. I will make the following changes to my behavior, and I will implement them by \_\_\_\_\_:

---

---

---